



WAVE

**A new and exciting solution from PowerLogic.
Providing flush mounted power & USB charging in a
table top along with any connectivity requirements
that may be needed in the modern workspace or
meeting area**

WAVE

The **Wave** is mounted virtually flush on a desk surface with plug tops still attached and keeps all power outlets out of sight. Easily mount the unit by using a cut-out in the desk surface.

This one of a kind power outlet solution allows you to connect or disconnect your plug tops with ease. The PDH can be lowered back to its recessed position leaving only the cables protruding from the desk surface. The unit is constructed in aluminum with several finishing options to suit any work surface.

2 x UK individually fused | 3 x data points | Dual Smart Charge USB | Cut-out dimensions 324x132mm
In Silver & Grey



1 X DATA

W2C3-11BB52 Cat5e 2m
W2C3-11BB53 Cat5e 3m
W2C3-11BB55 Cat5e 5m

W2C3-11BB62 Cat6 2m
W2C3-11BB63 Cat6 3m
W2C3-11BB65 Cat6 5m

2 X DATA

W2C3-11B552 Cat5e 2m
W2C3-11B553 Cat5e 3m
W2C3-11B555 Cat5e 5m

W2C3-11B662 Cat6 2m
W2C3-11B663 Cat6 3m
W2C3-11B665 Cat6 5m

2 X DATA + 1 X HDMI

W2C3-1155H2 Cat5e 2m
W2C3-1155H3 Cat5e 3m
W2C3-1155H5 Cat5e 5m

W2C3-1166H2 Cat6 2m
W2C3-1166H3 Cat6 3m
W2C3-1166H5 Cat6 5m

2 x UK individually fused | 3 x data points | Dual Smart Charge USB | Cut-out dimensions 324x132mm
In All Black



1 X DATA

W2C3-12BB52 Cat5e 2m
W2C3-12BB53 Cat5e 3m
W2C3-12BB55 Cat5e 5m

W2C3-12BB62 Cat6 2m
W2C3-12BB63 Cat6 3m
W2C3-12BB65 Cat6 5m

2 X DATA

W2C3-12B552 Cat5e 2m
W2C3-12B553 Cat5e 3m
W2C3-12B555 Cat5e 5m

W2C3-12B662 Cat6 2m
W2C3-12B663 Cat6 3m
W2C3-12B665 Cat6 5m

2 X DATA + 1 X HDMI

W2C3-1255H2 Cat5e 2m
W2C3-1255H3 Cat5e 3m
W2C3-1255H5 Cat5e 5m

W2C3-1266H2 Cat6 2m
W2C3-1266H3 Cat6 3m
W2C3-1266H5 Cat6 5m

2 x UK individually fused | 3 x data points | Dual Smart Charge USB | Cut-out dimensions 324x132mm
In All White



1 X DATA

W2C3-15BB52 Cat5e 2m
W2C3-15BB53 Cat5e 3m
W2C3-15BB55 Cat5e 5m

W2C3-15BB62 Cat6 2m
W2C3-15BB63 Cat6 3m
W2C3-15BB65 Cat6 5m

2 X DATA

W2C3-15B552 Cat5e 2m
W2C3-15B553 Cat5e 3m
W2C3-15B555 Cat5e 5m


W2C3-15B662 Cat6 2m
W2C3-15B663 Cat6 3m
W2C3-15B665 Cat6 5m

2 X DATA + 1 X HDMI


W2C3-1555H2 Cat5e 2m
W2C3-1555H3 Cat5e 3m
W2C3-1555H5 Cat5e 5m

W2C3-1566H2 Cat6 2m
W2C3-1566H3 Cat6 3m
W2C3-1566H5 Cat6 5m

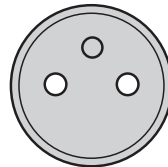
POWER LOGIC are the recognised market leader throughout the world. As such we can supply all our power products with a vast range of approved international power sockets. (full details in the technical brochure).



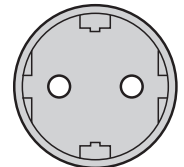
USA



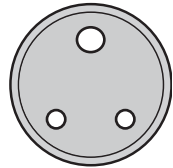
CHINA/AUSTRALIA



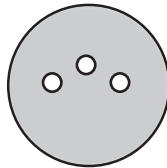
FRANCE/BELGIUM



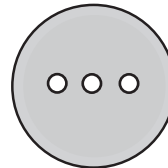
SCHUKO



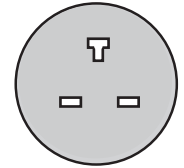
INDIA



SWITZERLAND

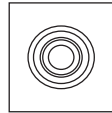


ITALY

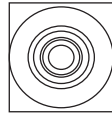


UK 'T'

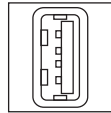
We stock a vast range of Data and AV interfaces that can be fitted within the Powerdock range (full details in the technical brochure). We also stock the associated cables in lengths from 1 to 10 metres.



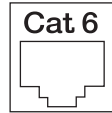
AUDIO



RCA



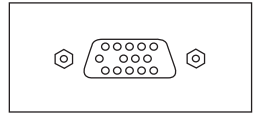
USB



DATA



HDMI



VGA

COMMS EXIT


The Wave can be closed while most plugs remain plugged in thanks to a flap that allows cables to exit the closed unit. An optional brush is available instead of the rubber flap,

MOUNTING

The unit is simply lowered into the cut-out mounting hole and fastened below with two easy-to-slide-on ratchets.

SWITCHES

The unit is able to house a 15A Thermal Overload Switch as well as offer standard red and green switches depending on the client's request.



FEATURES:

- Slick one-piece robust design
- Premium all aluminum finish
- Customisable configurations
- Available in three sizes
- Very flush with work surface
- Spring-assisted opening and closing mechanism
- Low profile through desk mounting system

DIMENSIONS

Cut-out width: 132mm (approx. 2¹/₅"")
 Cut-out length: Determined by configuration
 Height: 78mm

WORK SURFACE DIMENSIONS

10mm-50mm (approx. 2²/₅"-2")

ELECTRICAL

Operating Voltage: 220V-250V @ 50 Hz,
 110V-125V AC @ 60 Hz,
 Current: 15A (20A with upgraded wiring).
 Max Power: 1800W @ 110V-125V AC, 3
 000W @ 220V- 250V AC